

1910 CENSUS

1910 Census Headings

Local Community _____ County _____ State _____

Ward _____

Supervisor's District No. _____

Enumerator _____ Date Census Taken _____ Enumeration District No. _____

Page No.					Name of each person whose place of abode on 15 April 1910 was in this family	Relationship							Birthplace of			Year of Immigration	Naturalized or alien?	Speaks English? If not, give name of language.	Profession or Occupation & nature of business	Employer or Wage Earner or Working on Own Account	Out of work 15 April 1910?	# weeks out of work in 1909	Can read	Can write	School since 1 September 1909	Owned/rented	Owned free of mortgage	Farm or house	No. on farm schedule	Civil War Veteran	Blind	Deaf & dumb					
Street	House No.	Dwelling No.	Family No.	Sex		Color	Age	Marital Status	# Years— Present Marriage	Mother of how many children?	# living children	This Person	Father	Mother																							
		1	2		3	4	5	6	7	8	9	10	11	12	13	14	15	16	17	18	19	20	21	22	23	24	25										

This Photo by Unknown Author is licensed under CC BY

This Photo by Unknown Author is licensed under CC BY-SA

LET'S TALK CENSUS

PRESENTED BY THE GEORGIA ROOM, CCPLS

CCPLS LIBRARY NEWS



- Currently, all branches are open to the public.
- Masks are REQUIRED to enter all CCPL branches.
- Patrons visiting a library will be asked to do a temperature check upon entry.
- Programs will go virtual when needed, so please keep checking in.

**A MASK IS NECESSARY TO
KEEP OUR LIBRARIES OPEN**

We are wearing a mask to **protect** you, please wear a mask to **protect** us.

By order of the County Manager, beginning **Friday, August 20, 2021**, visitors will be required to wear a face covering or mask while using any Cobb County Public Library.

For more information, please visit:
cobbcat.org/libraryexpress

 Cobb County Public Library 

HISTORY OF THE FEDERAL CENSUS



TO KEEP IN MIND

- Much of the information used here is based on data, not personal information
- No personal information is released for the duration of the ‘average lifespan’
 - The “72-year rule”
 - Not even to other federal agencies, like the FBI
- In 2020, the most recent census data available is 1940
 - Estimated date for 1950 data release is April 2, 2022



PRES. ROOSEVELT WANTED
TO KNOW THE
EFFECTIVENESS OF HAVING
FIRESIDE CHATS, SO THE
1930 CENSUS ASKED:

DO YOU OWN A RADIO?

40.3% OF ALL
FAMILIES
RESPONDED
POSITIVELY

TABLE 22.—QUASI-FAMILY GROUPS BY TYPE, FOR THE UNITED STATES: 1930

TYPE	Number	Population	TYPE	Number	Population
All quasi-family groups.....	75, 178	2, 802, 881	Crews of vessels.....	2, 447	69, 099
Hotels.....	15, 847	427, 904	Military and naval posts.....	208	107, 369
Boarding and lodging houses.....	23, 045	471, 125	Labor camps.....	3, 655	99, 850
Schools.....	5, 743	168, 910	Other quasi-family groups.....	4, 165	87, 501
Institutions.....	20, 287	1, 533, 034			

TABLE 23.—FAMILIES HAVING RADIO SET, BY COLOR AND NATIVITY OF HEAD, IN URBAN AND RURAL AREAS, FOR THE UNITED STATES: 1930

AREA	ALL FAMILIES			NATIVE WHITE		
	Total number	Having radio set		Total number	Having radio set	
		Number	Per cent		Number	Per cent
Total.....	20, 904, 863	12, 048, 762	40.3	20, 968, 803	9, 315, 223	44.4
Urban.....	17, 372, 524	8, 682, 176	50.0	11, 322, 555	6, 377, 973	56.3
Urban-farm.....	64, 011	28, 422	44.4	41, 060	21, 784	49.4
Rural-farm.....	6, 604, 657	1, 371, 073	20.8	5, 006, 743	1, 202, 455	24.0
Rural-nonfarm.....	5, 927, 502	1, 095, 513	33.7	4, 630, 500	1, 734, 705	37.4
Total farm.....	6, 668, 681	1, 390, 405	21.0	5, 050, 808	1, 224, 239	24.2

AREA	FOREIGN-BORN WHITE			NEGRO		
	Total number	Having radio set		Total number	Having radio set	
		Number	Per cent		Number	Per cent

THE FIRST CENSUS OFFICIALLY BEGAN IN 1790

- As stated in the Constitution to begin
 - Collected officially by US marshals, as opposed to other forms of census data collection done individually by states (previously colonies) and territories
 - Uniform census data did not exist until 1830, so marshals collected their own data
 - Areas covered included:
 - 13 original states
 - Kentucky
 - Maine
 - Vermont
 - Southwest Territory (Tennessee)
-



1790 CENSUS DATA

- Name of Head of Household
- Persons by the following descriptions:
 - Free White males of 16 years and upward (to assess the countries industrial and military potential)
 - Free White males under 16 years
 - Free White females
 - All other free persons (by sex and color)
 - Slaves

CENSUS DATA COLLECTED

VARIES BY DECADE

CENSUS DATA COLLECTED: 1790-1830

	1790	1800	1810	1820	1830
Age		X ¹	X ¹	X	X
Sex	X ¹	X ¹	X ¹	X	X
Color/Race	X	X	X	X	X
Free or Slave	X	X	X	X	X
Deaf or deaf/mute					X
Blind					X
Citizenship				X	X
Industry of work				X	


1 = Free White persons only

CENSUS DATA COLLECTED: 1840-1890

- Age, sex, race
- Free or slave only present through the 1860 census
- Fugitive and manumitted slaves (1850-1860 ONLY)
- Physical and mental handicaps
 - Later used “disabled”
- Paupers and convicts
- Literacy
- Birthplace
- Citizenship (random inclusions)
- Veteran status (random inclusions)
- Industry or occupation
- Duration of unemployment
- Value of real estate



TAKING THE CENSUS.—[From a Picture by Thomas Wynn.]



1890 FEDERAL CENSUS

- Most damaged by fire
- “An archivist’s nightmare”
- No known cause
- Volumes from other census received water damage
- Outcry of support for a National Archives
 - NSDAR
 - NGS
- 6,160 names survived in fire



CENSUS DATA COLLECTED: 1900-1940

- Name, age, sex, & Race
- Relation to head of family
- Birthplace & Immigration (If outside of US)
- English-speaking and other languages
- Occupation & Industry
- Veteran status
- For Native Americans, tribal affiliation and percentage Indian (full or mixed)
- Private or government work (1940)
 - Or public-emergency work, like the WPA



CENSUS DATA COLLECTION IN 1950

1950 FACTS

Only 48 states in the United States

- Alaska and Hawaii were still territories

Over 50 pages of forms collecting a large variety of data

1950 QUESTIONNAIRE

Population

- Names
- Race
- Sex
- Languages Spoken
- Marital status
- Birth state
- Work status and location

Housing

- Plumbing
- Renting or Owning
- Type of Housing
- Previous year's residence

**Census data are
being used all
around you.**



Residents use the census to support community initiatives involving legislation, quality-of-life, and consumer advocacy.



Businesses use census data to decide where to build factories, offices, and stores, which create jobs.



Local governments use the census for public safety and emergency preparedness.

Real estate developers use the census to build new homes and revitalize old neighborhoods.



**Your privacy
is protected.**

It's against the law for the Census Bureau to publicly release your responses in any way that could identify you or your household.

By law, your responses cannot be used against you and can only be used to produce statistics.



**2020 will be
easier than ever.**

In 2020, you will be able to respond to the census online.



You can help.

You are the expert—we need your ideas on the best way to make sure everyone in your community gets counted.



United States[®]
Census
Bureau

FIND OUT HOW TO HELP AT
[2020CENSUS.GOV/PARTNERS](https://2020census.gov/partners)

United States[®]
Census
2020

USES OF CENSUS DATA

- Businesses → stock quality and quantity
- Government → Representative districts
- Genealogy → Tracing family migrations and histories across the nation

CENSUS TECHNOLOGY

FROM MARSHALS TO
MACHINES

HOLLERITH TABULATORS AND SORTERS

- The Census Bureau used versions of the Hollerith Tabulators and Sorters to tabulate census data from 1890 until replaced by computers.
- This tabulator, used following the 1900 census, displayed data "read" from punch cards on the tabulation dials.
- Year: 1900




RECORDAK MICROFILM

- Census Bureau employees use Recordak Microfilming machines to photograph 76 million records from the 1900 census.
- The microfilmed records can easily be searched to supply citizens with proof of age documentation needed to obtain Social Security and retirement benefits and passports.
- Year: 1950



UNIVERSAL AUTOMATIC COMPUTER (UNIVAC)

- Data could be input using magnetic computer tape (and, by the early 1950's, punch cards).
- Throughout the 1950's, UNIVAC also played a key role in several monthly economic surveys.
- UNIVAC I, as the first successful civilian computer, was a key part of the dawn of the computer age.



MAIL-IN AND TELEPHONE


- Questionnaires mailed directly to homes
- Telephone census taking
- Community engagement to get everyone counted
 - Enlistment of over 10,000 intermediaries like churches, charities, and other firms
 - Hope to cover poorer populations



IT'S IN OUR HANDS

ONLINE

First use in 2020 Census



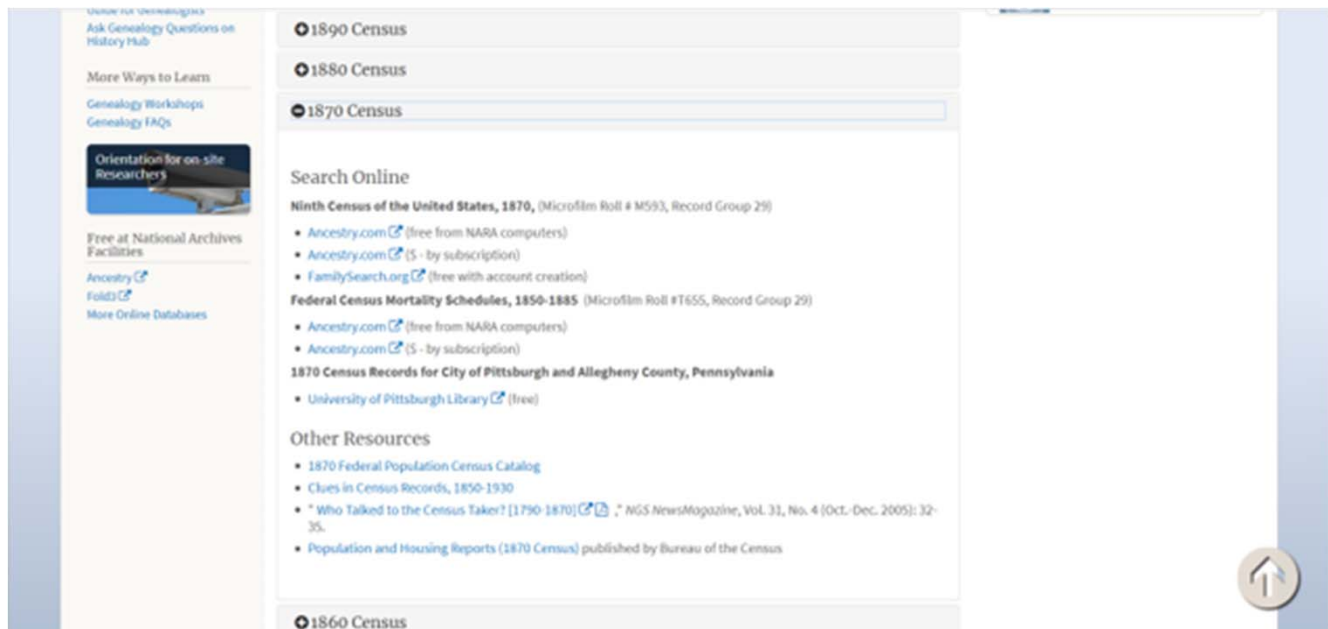
CENSUS OUTREACH

COMMUNITY AND
RESEARCH



**ANCESTOR
APPRECIATION
DAY: SEPT.
27TH!**

CENSUS RESOURCES PROVIDED BY NARA



The screenshot displays the NARA Census Resources page. On the left, a sidebar contains links for 'Ask Genealogy Questions on History Hub', 'More Ways to Learn' (including 'Genealogy Workshops' and 'Genealogy FAQs'), 'Orientation for on-site Researchers', 'Free at National Archives Facilities', 'Ancestry', 'Fold3', and 'More Online Databases'. The main content area features a vertical list of census years: 1890, 1880, 1870, and 1860. The 1870 Census is selected and highlighted. Below this list, the 'Search Online' section provides links to various online resources, including the Ninth Census of the United States (1870), Federal Census Mortality Schedules (1850-1885), and 1870 Census Records for the City of Pittsburgh and Allegheny County, Pennsylvania. The 'Other Resources' section lists additional materials such as the 1870 Federal Population Census Catalog, Clues in Census Records (1850-1930), and a 1905 NewsMagazine article about the census taker. A circular icon with an upward arrow is visible in the bottom right corner of the page.

1890 Census

1880 Census

1870 Census

1860 Census

Search Online

Ninth Census of the United States, 1870, (Microfilm Roll # M593, Record Group 29)

- [Ancestry.com](#) (free from NARA computers)
- [Ancestry.com](#) (\$ - by subscription)
- [FamilySearch.org](#) (free with account creation)

Federal Census Mortality Schedules, 1850-1885 (Microfilm Roll # T655, Record Group 29)

- [Ancestry.com](#) (free from NARA computers)
- [Ancestry.com](#) (\$ - by subscription)

1870 Census Records for City of Pittsburgh and Allegheny County, Pennsylvania

- [University of Pittsburgh Library](#) (free)

Other Resources

- [1870 Federal Population Census Catalog](#)
- [Clues in Census Records, 1850-1930](#)
- "Who Talked to the Census Taker? [1790-1870]" [PDF](#), *NGS NewsMagazine*, Vol. 31, No. 4 (Oct.-Dec. 2005): 32-35.
- [Population and Housing Reports \(1870 Census\)](#) published by Bureau of the Census

GENEALOGY RESEARCH

Begin	Begin with the most current census and work backwards
Look	Look to NARA for hints and directions
Remember	Remember the 72-year rule!

LOOKING FOR INDIVIDUALS WITHIN THE CENSUS: FACTFINDER FOR THE NATION ISSUE

- 1900 includes month
- 1910-1940 includes age
- 1870 includes month if less than a year old

Date of birth



- 1850-1940 indicate either state or county and state

Birthplace



- 1900-1910 includes # of years married

Marriage date



- 1900 indicates how many living children

Number of children



- 1900-1930 indicate year of immigration

Immigration



- 1900-1930 indicate naturalization status
 - Al = alien
 - Pa = first papers
 - Na = naturalized
- 1920 indicate year of naturalization

Naturalization



- 1870-1930 mark if parents are of foreign birth
 - All except 1870 list country of origin

Foreign-born parents



- 1910 indicates a "survivor of the Union or Confederate Army or Navy"
- 1930 indicates Civil War veterans
- 1930 also lists service in other major wars

Military service



- 1850-1870 indicate value of land
- 1900-1930 indicate if individual owned or rented
- 1930 indicates property value

Real estate property



- 1850-1880 indicate occupation
 - Agricultural censuses may exist for the researcher

Economic data





NYC Municipal Archives Collections

Browse Selected Collections



BROWSE ALL

CATEGORY PAGES


Welcome to the New York City Municipal Archives Online Gallery of over 1.6 million images. Selected from the world-class historical collections of the Archives, most of these unique photographs, maps, documents, motion picture and audio recordings are being made accessible for the first time. Visitors are invited to explore and search the collections individually, or across all collections by keyword or any of the advanced search criteria. The gallery includes many complete collections; for others, only representative samples are

NYC DEPARTMENT OF RECORDS & INFORMATION SERVICES

- Over 1.6 million images!
- [NYC Municipal Archives Collections](#)

THE 2020 CENSUS HAS COMPLETED

- STAY TUNED FOR UPDATES BY
HEADING TO [CENSUS.GOV](https://census.gov)
- OR CHECKING THROUGH THE
NATIONAL ARCHIVES.



GEORGIA ROOM CENSUS MATERIALS

- Census indexes
- Film and fiche
- Georgia County census books
- Other states' census materials
- Online access
 - Ancestry Library Edition → [Census Search](#)
 - NARA

QUESTIONS OR CONCERNS?

THANK YOU!



CONTACT US

- Georgia Room:
georgia2@cobbcat.org

Katie Nelson:
nelsonk@cobbcat.org

